

The Offer Holder Checklist

Congratulations on your offer to study at the University of St Andrews! You may now be wondering what your next steps are on your journey to St Andrews. This checklist provides important reminders.

If you have any questions, you are welcome to contact our USA Admissions team:

Sarah Smith, Admissions Representative (based in Denver, Colorado)

sarah.smith@st-andrews.ac.uk

John Wells, Admissions Representative (based in Philadelphia, Pennsylvania)

john.wells@st-andrews.ac.uk

Thomas Marr, Regional Manager (Americas) (based in St Andrews, Scotland)

thomas.marr@st-andrews.ac.uk

Types of offer

- An **unconditional offer**. This means that you have already achieved the required grades or qualifications to study your selected course, and your offer has been confirmed.
- A **conditional offer**. This means your offer is conditional on you achieving certain grades or qualifications. Please check your offer letter for your specific offer conditions.

[Find more information about unconditional and conditional offers](#), under 'your offer'.




Respond to your offer



- Please refer to your offer letter, which will detail how to respond to your offer and any specific deadlines. We recommend that you accept your place as soon as possible.

Laidlaw Music Centre



Make the pre-payment



- Your offer letter will indicate if you are required to make a pre-payment to accept and secure your place. Your pre-payment will be deducted from the total cost of your tuition fees.
- Find out [how and when to make your pre-payment](#).

Apply for accommodation



- The online accommodation application form opens in March 2024 and you are encouraged to apply for accommodation as soon as possible.
- You can apply for University accommodation 48 hours after accepting an offer, regardless of whether your offer is conditional or unconditional.
- Find further guidance on [applying for University accommodation](#).
- Explore our wide range of [accommodation options](#) to suit different student lifestyles for undergraduate students.


David Russell Apartments



Apply for a Student visa

- If you are an International student studying in the UK for more than six months, you will likely need to apply for a Student visa before you enter the UK.
- Find out more about [how to apply for the Student visa](#).
- You can start the visa application process if you have accepted an unconditional offer and have received your CAS (Confirmation of Acceptance of Studies) number. Read more about the [CAS number application process](#). Please be aware that you cannot apply for your visa more than six months before the start date of your course.
- If you have accepted a conditional offer, you will be able to apply for the visa if you meet the conditions of your offer and your place is confirmed and you have received your CAS number. Please check your offer conditions carefully in your offer letter.
- Please contact our international advisers if you have questions about the Student visa application process at: advint@st-andrews.ac.uk

Main Library




Continue your research

- Want to speak with St Andrews students? [Complete this enquiry form to connect with current students and find out more about life in St Andrews](#).
- Join a variety of [information sessions](#).
- Visit St Andrews! [Book your place on a Talk & Tour](#) or contact the USA Team.
- [Watch our student tour of St Andrews](#) to get to know the town and University better.
- Explore our [student societies](#), [sports teams](#), and [traditions](#).
- Want to speak with the Admissions Team before you arrive? Complete this form to [book a virtual call](#).
- Find out more about [your programme of study](#) and contact our academic colleagues if you have any questions.

Ask a Student

Students' Association



Sports Centre



- Read [facts and figures about the University](#) and learn something new about Scotland's oldest university.
- Discover the [ways in which the University's Student Services team supports students](#).
- Our Careers team has prepared a [timeline for undergraduate students to help you plan for your future](#) with their support.

Prepare to move to the UK

- Ready to move to St Andrews? Find guidance on [moving to the UK](#).

We look forward to welcoming you to the University of St Andrews and being a part of your future.

"The moment I stepped into St Andrews, I felt comfortable. While I knew the academics would be rigorous, I also knew that I was able to do so much more than just school and that I would be supported in whatever path I chose."

**Kiera Martin,
Los Angeles, CA, USA**

"My favourite thing about being in St Andrews is the people first and foremost – I love being surrounded by a diverse international community that has furthered my own perspective on my own education, politics, social issues, and more."

**Catherine Mullner,
Yorba Linda, CA, USA**

